



**GUAM PUBLIC SCHOOL SYSTEM  
OFFICE OF THE SUPERINTENDENT**

P.O. Box DE  
Hagåtña, Guam 96932  
Telephone: (671) 475-0457/0458  
Fax: (671) 472-5003  
Email: nbshafer@gdoe.net  
[www.gdoe.net](http://www.gdoe.net)



**Nerissa Bretania-Shafer, Ph.D.**  
Superintendent of Education

February 10, 2009

*The Honorable Felix P. Camacho*  
Governor of Guam  
P.O. Box 2950  
Hagåtña, Guam 96932

*Honorable Judith T. Won Pat, Ed. D.*  
Thirtieth Guam Legislature  
253 West O'Brien Dr.  
Hagåtña, Guahan 96910

*Chairman, Guam Education Policy Board*  
P.O. Box DE  
Hagåtña, Guam 96932

30-09-0251  
Office of the Speaker  
Judith T. Won Pat, Ed. D.  
Date 2/10/09  
Time \_\_\_\_\_  
Received by [Signature]

2009 FEB 11 AM 8:49  
[Handwritten initials]

Dear Governor Camacho, Speaker Won Pat and Chairman, Guam Education Policy Board

**Subject: Adequate Public Education Report**

*Buenas Yan Hafa Adai!* Pursuant to Public law 29-113, Chapter VII, section 2, the Adequate Public Education Report for month ending **January 30, 2009** is herewith submitted. This monthly report is required to contain all funds available to the Guam Public School System, whether or not its resources require appropriations by I Liheslaturan Guahan, in addition to a detailed accounting of all its expenditures. All expenditures are required to be related to the fourteen (14) criteria established in 1 G.C.A. section 715. Furthermore, the report must meet the objectives of 17 G.C.A. Section 3125 by including the receipt, allocation and expenditure of all funds provided to the G.P.S.S., to include General Funds, Special Funds, Federal Funds, and Non-Appropriated Funds.


I hereby certify, to the best of my knowledge, that the enclosed financial statements are accurate in all material respects. I further certify that this report meets the mandates of Public Law 29-19, section 83.

Thank you for your immediate attention to this matter. Should you have any comments, questions or concerns, please do not hesitate to contact me at 475- 0457.

0258

Letter to the Governor of Guam, Speaker of the Guam Legislature and Chairman of the Guam Education Policy Board  
2/10/2009  
Page 2 of 2

**Put Respetu,**

  
**NERISSA BRETANIA - SHAFER, PH.D.**

Attachments

cc: Chairman, Committee on Finance, Taxation and Commerce  
Members, GEPB  
Office of the Public Auditor  
Deputy Superintendent, F&AS



**The Guam Public School System  
P.O. Box DE  
Hagatna, Guam 96932  
475-0457/8  
[www.gdoe.net](http://www.gdoe.net)**



**ADEQUATE PUBLIC EDUCATION REPORT  
PURSUANT TO SECTION 2 OF PUBLIC LAW 29-113**

**MONTH ENDING  
JANUARY 2009**

**Submitted By:**

**NERISSA BRETANIA – SHAFER, PH.D.  
SUPERINTENDENT OF EDUCATION**

---



**GUAM PUBLIC SCHOOL SYSTEM  
FINANCIAL AFFAIRS DIVISION**

*P.O. Box DE  
Hagåtña, Guam 96932  
Telephone: (671) 475-0420/300-1575  
Fax: (671) 472-5009*




*Doreen T. Crisostomo, Ph.D.  
Deputy Superintendent of  
Finance and Administrative Services*

**Nerissa Bretania-Shafer, Ph. D.  
Superintendent of Education**

February 10, 2009

**MEMORANDUM**

**TO:** Superintendent of Education

**FROM:** Deputy Superintendent Finance and Administrative Services 

**SUBJECT:** Adequate Public Education Report

Hafa Adai! Pursuant to Section 2 of P.L. 29-113, the attached report is for the month ending **JANUARY 2009**. I hereby certify, to the best of my knowledge, that the enclosed financial statements are accurate in all material respects.

If there are any questions, please call me at 475-0420.

## **ALLOCATION OF FUNDS REPORT**



**Guam Public School System**  
**GovGuam Appropriations**  
**Revenues Received and Expenditures**  
**Fiscal Year 2009**  
**As of January 31, 2009**

Revenue	FY 2009 Budget	FY 2009 Requests	FY 2009 Received	FY 2009 Balance Due	Percent Received
GovGuam Appropriations					
<sup>1</sup> General Fund/TEFF PL 29-113	179,392,395	59,993,900	57,658,357	121,734,038	32.1%
<b>Total General Appropriations</b>	<b>\$ 179,392,395</b>	<b>\$ 59,993,900</b>	<b>\$ 57,658,357</b>	<b>\$ 121,734,038</b>	<b>32.1%</b>
Interscholastic Sports	426,581	142,192	-	426,581	0.0%
Health/Physical Education Activities	271,754	90,584	-	271,754	0.0%
Suruhanu Office	163,041	54,348	-	163,041	0.0%
<sup>2</sup> School Lunch / SAE Fund	7,500,000	-	-	7,500,000	0.0%
<sup>3</sup> Textbook Appropriation	2,000,000	2,000,000	-	2,000,000	0.0%
<b>Total Special Appropriations</b>	<b>\$ 10,361,376.00</b>	<b>\$ 2,287,124.00</b>	<b>\$ -</b>	<b>\$ 10,361,376.00</b>	<b>0.0%</b>
<b>TOTAL Appropriations</b>	<b>\$ 189,753,771</b>	<b>\$ 62,281,024</b>	<b>\$ 57,658,357</b>	<b>\$ 132,095,414</b>	<b>30.4%</b>

GovGuam Appropriations Expenditures & Encumbrances	FY 2009 Budget	FY 2009 Expenditures	FY 2009 Encumbrances	FY 2009 Available Balance	Percent Committed
Personnel Services					
Salaries	123,476,991	37,970,766	-	85,506,226	30.8%
Benefits	37,212,418	11,902,560	-	25,309,858	32.0%
<b>Total Personnel</b>	<b>\$ 160,689,409</b>	<b>\$ 49,873,325</b>	<b>\$ -</b>	<b>110,816,084</b>	<b>31.0%</b>
Travel	4,167	-	-	4,167	0.0%
Contractual Services	3,612,764	1,475,893	1,777,019	359,852	90.0%
Supplies & Materials	249,287	15,975	47,066	186,246	25.3%
Equipment (under \$500)	8,468	-	5,468	3,000	0.0%
Miscellaneous	46,798	24,449	-	22,349	52.2%
Utilities	4,905,798	2,605,769	2,171,824	128,205	97.4%
TEFF Utilities/Operations	9,875,705	2,925,362	6,950,343	-	100.0%
<b>TOTAL GovGuam Appropriations</b>	<b>\$ 179,392,395</b>	<b>\$ 56,920,773</b>	<b>\$ 10,951,719</b>	<b>\$ 111,519,903</b>	<b>37.8%</b>

Special Appropriations Expenditures & Encumbrances	FY 2009 Budget	FY 2009 Expenditures	FY 2009 Encumbrances	FY 2009 Available Balance	Percent Committed
Interscholastic Sports	426,581	90,593	-	335,988	21.2%
Health/Physical Education Activities	271,754	-	-	271,754	0.0%
Suruhanu Office	163,041	32,426	267	130,347	20.1%
<sup>2</sup> School Lunch / SAE Fund	7,500,000	-	-	7,500,000	0.0%
<sup>3</sup> Textbook Appropriation	2,000,000	133,495	202,380	1,664,125	16.8%
<b>TOTAL Special Appropriations</b>	<b>\$ 10,361,376</b>	<b>\$ 256,514</b>	<b>\$ 202,647</b>	<b>\$ 9,902,214</b>	<b>4.4%</b>

<b>GRAND TOTAL Expenditures &amp; Encumbrances</b>	<b>\$ 189,753,771</b>	<b>\$ 57,177,287</b>	<b>\$ 11,154,367</b>	<b>\$ 121,422,118</b>	<b>36.0%</b>
----------------------------------------------------	-----------------------	----------------------	----------------------	-----------------------	--------------

<sup>1</sup> - General Fund Appropriations Separated Funding Source General Fund 169,516,690.00  
Territorial Education Facilities Fund 9,875,705.00

<sup>2</sup> - Federal Reimbursement; there is no local funding source PL 29-113

<sup>3</sup> - PL 29-113 Appropriation Textbook:  
From FY 2010 Revenues.


*M. Artero* 2/10/09  
Prepared By: M. Artero  
Accountant III

*Jacqueline P. Mesa*  
Reviewed By: Jacqueline Mesa  
Comptroller, Acting 2/10/09

**Guam Public School System**  
**GovGuam Appropriations**  
**Expenditures Incurred**  
**Fiscal Year 2009**  
**As of January 31, 2009**

GENERAL OBLIGATION BOND Expenditures & Encumbrances	FY 2009 Carry Over Budget	FY 2008 Expenditures	FY 2009 Expenditures	FY 2009 Encumbrances	FY 2009 Available Balance	Percent Committed
General Obligation Bond						
Reclassification & Increments	1,200,000	1,200,000			-	100.0%
Prior Years Vendor Payments	3,000,000	3,000,000			-	100.0%
Meal Reimbursement Assessment Audit	250,000				250,000	0.0%
Management Audit	375,000	594	150,000	145,675	78,731	79.0%
Water Tank and Fountains	255,947	88,301	-	2,945	164,701	35.7%
<b>Total Non-CIP BOND</b>	<b>\$ 5,080,947</b>	<b>\$ 4,288,895</b>	<b>\$ 150,000.00</b>	<b>\$ 148,620.00</b>	<b>\$ 493,431.67</b>	<b>90.3%</b>
Physical Infrastructure	156,368	196,499	23,209	78,429	(141,769)	190.7%
A/C Replacement	286,153	12,350	-	194,680	79,123	72.3%
A/C Maintenance & Repair	333,093	245,371	-	45,674	42,048	87.4%
Intercom, Security, Fire Alarm Systems	2,600,438	95,508	17,042	3,640	2,484,248	4.5%
ADA Compliance	3,970,877	260,345	-	-	3,710,532	6.6%
Asbestos Compliance	2,444,263	247	891,109	1,503,011	49,896	98.0%
General CIP	8,895,918	1,691,994	707,694	2,696,806	3,799,424	57.3%
General CIP/ DPW Projects		5,997,156			(5,997,156)	0.0%
Recreational Facilities & Replacement	2,058,600	-	4,890	-	2,053,710	0.2%
<b>Total CIP BOND</b>	<b>\$ 20,745,710</b>	<b>\$ 8,499,469</b>	<b>\$ 1,643,943.79</b>	<b>\$ 4,522,240.24</b>	<b>\$ 6,080,056.98</b>	<b>70.7%</b>
<b>TOTAL GOB Appropriations</b>	<b>\$ 25,826,657</b>	<b>\$ 12,788,364</b>	<b>\$ 1,793,944</b>	<b>\$ 4,670,860</b>	<b>\$ 6,573,489</b>	<b>25.0%</b>

2-10-09

**Department/Agency Head Certification**  
 as to the accuracy of information contained herein:  
 Nerissa Bretania-Shafer, Ph.D.  
 Superintendent of Education  
  
 Date: 2/2/09

Grantor Agency	Grant Title	Match Ratio (Fed/Local)	CFDA No.	Fiscal Year 2007				Fiscal Year 2008				Fiscal Year 2009									
				FY 2007 Grant Award	Grant Period	FY 2007 Expenditure	FY 2007 Encumbrances (Y/E)	FY 2007 Actual Federal	FY 2008 Grant Award Received	Grant Period	No. of FTE Funded by Grant	FY 2008 Expenditures (Y/E)	FY 2008 Encumbrances (Y/E)	FY 2008 Actual Federal Reimbursement	FY 2009 Grant Request/Award	Grant Period	No. of FTE's Funded	FY 2009 Expenditures Jan. 31, 2009	FY 2009 Encumbrances Jan. 31, 2009	FY 2009 Actual Federal Reimb. Jan. 31, 2009	
U.S. Department of Agriculture	State Administrative Expense	100%:0%	10.560											309,953.00	10/01/08-9/30/09		22.09.1201	109,735.74	630.90		
U.S. Department of Agriculture	Food & Nutrition Services		10.555	8,500,000	10/1/2006 - 09/30/07	6,448,257	52,488	6,414,183	1,058,153.10	10/1/07 - 09/30/08			1,022,041.11	33,495.65	1,056,115.09	33,495.65	21.07.1250		33,495.65		
U.S. Department of Education	Food & Nutrition Services		10.555						7,500,000.00	10/1/07 - 09/30/08			7,412,138.43	81,718.07	7,412,138.43	80,956.83	21.08.1250	10,385.94	11,289.53	183,220.34	
U.S. Department of Education	Food & Nutrition Services		10.555							10/1/08 - 09/30/09					7,500,000.00		21.09.1250	1,807,262.67	3,344,120.69	1,571,841.22	
U.S. Department of Education	Special Education - Grants to States	100%:0%	84.027A	13,575,347	09/15/06 - 9/30/07	10,893,334	870,896	9,257,935	2,647,425.78	09/15/06 - 9/30/07	66	2,653,048.88	29,100.90	4,288,447.64	28,963.90	09/15/06 - 9/30/07	66	22.06.9501/2	29,963.90	3,344,120.69	28,963.90
U.S. Department of Education	Special Education - Grants to States	100%:0%	84.027A						13,752,535.00	7/31/07-9/30/09			12,561,954.82	165,650.88	12,561,954.82	1,190,580.18	7/31/07-9/30/09	22.07.9501/2	993,973.14	180,787.70	977,729.68
U.S. Department of Education	Special Education - Grants to States	100%:0%	84.027A												13,962,402.00		22.08.9501/2	2,844,651.20	87,122.99	1,898,686.28	
U.S. Department of Education	Impact Aid Sec 8003 Payments	100%:0%	85.041	51,365	1/03/07 - 09/30/07	3,665	0	51,365	47,700.06	1/03/07 - 09/30/07			47,687.51		12.55	1/03/07 - 09/30/07	22.07.9250				
U.S. Department of Education	Impact Aid Sec 8003 Payments	100%:0%	85.041						41,484.12	1/03/08 - 09/30/09			-	-	41,484.12	41,484.12	1/03/08 - 09/30/09	22.08.9250	2,873.00	-	-
U.S. Department of Education	Special Education - Grants to Infants and Families with Disabilities	100%:0%	84.181A						1,449,722.00	7/01/07 - 9/30/09			341,585.74	76,981.71	341,585.74	1,123,304.26	7/01/07 - 9/30/09	22.08.9401	272,402.22	70,447.33	192,704.34
U.S. Department of Education	Byrd Honors Scholarships	100%:0%	84.185A	60,000	7/01/07 - 06/30/08	58,500	-	58,500.00	1,500.00	7/01/07 - 06/30/08			(500.00)	-	(500.00)	2,000.00	7/01/07 - 06/30/08	22.07.9700			
U.S. Department of Education	Byrd Honors Scholarships	100%:0%	84.185A						60,000.00	7/01/08-6/30/09			55,500.00		55,500.00	4,500.00	7/01/08-6/30/09	22.08.9700	750.00	(1,500.00)	-
U.S. Department of Education	Education Grant Program for the Freely Associated States	100%:0%	84.256A	423,350	10/01/06 - 09/30/07	55,352	0	49,898	368,055.08	10/01/06 - 09/30/07			192,272.63	96,053.09	197,726.39	175,725.51	10/01/06 - 09/30/07	21.06.9602	55,855.64	90,846.75	65,847.84
U.S. Department of Education	Education Grant Program for the Freely Associated States	100%:0%	84.256A						350,415.00	10/01/07-9/30/08			37,420.00	-	37,420.00	312,995.00	10/01/07-9/30/08	21.07.9602	18,576.87	-	11,652.61
U.S. Department of Education	Education Grant Program for the Freely Associated States	100%:0%	84.256A												402,964.00	10/01/08-9/30/09	21.08.9602		-	-	-
U.S. Department of Education	Teacher Quality Enhancement Grant	75%:25%	84.336A	1,903,735	10/01/05 - 09/30/06	1,433,505	250,252	1,289,416	470,230.50	10/01/05 - 09/30/06			248,121.25	2,114.36	392,210.33	222,109.25	10/01/05 - 09/30/06	21.06.2200	13,102.77	2,114.36	13,102.77
U.S. Department of Education	Teacher Quality Enhancement Grant	75%:25%	84.336A	3,057,063	11/8/06 - 09/30/07	1,209,114	277,280	1,135,102	1,847,948.69	11/8/06 - 09/30/07			1,532,401.80	83,867.18	1,606,414.35	315,546.89	11/8/06 - 09/30/07	21.07.2200	33,933.26	78,089.18	33,583.26
U.S. Department of Education	Partnerships in Character Education	75%:25%	84.215S	599,225	07/01/06 - 06/30/07	63,701	139,104	44,061	535,523.74	07/01/06 - 06/30/07			338,081.83	15,026.95	357,722.42	197,441.91	07/01/06 - 06/30/07	21.06.2300	54,904.98	2,523.00	33,600.24
U.S. Department of Education	Partnerships in Character Education	75%:25%	84.215S						555,986.00	7/01/07-6/30/08			185,466.23		185,466.23	370,519.77	7/01/07-6/30/08	21.07.2300	14,369.32		-
U.S. Department of Education	Literacy and School Libraries	100%:0%	84.364A						23,687.00	10/01/07 - 09/30/08			-	23,259.00		23,687.00	10/01/07 - 09/30/08	21.07.1156	23,259.00	-	23,259.00
U.S. Department of Education	Literacy and School Libraries	100%:0%	84.364A												23,626.00	10/01/08-09/30/09	21.09.1156				-
U.S. Department of Education	Consolidated Grants	100%:0%	84.922A	20,731,287	07/01/06 - 09/30/07	17,677,336	2,828,771	15,688,737	3,156,493.62	07/01/06 - 09/30/07			3,118,722.41	37,771.21	5,107,321.60	37,771.21	07/01/06 - 09/30/07	22.06.8200	5,135.12	-	9,793.12
U.S. Department of Education	Consolidated Grants	100%:0%	84.922A						21,984,586.69	07/01/07-09/30/08			14,417,846.31	1,750,484.76	14,417,846.31	7,576,740.38	07/01/07-09/30/08	22.07.8200	2,411,273.12	2,029,352.25	2,146,482.74
U.S. Department of Education	Consolidated Grants	100%:0%	84.922A												23,330,685.00	07/01/08-09/30/10	22.08.8200	2,168,468.92	503,250.97	-	-
U.S. Dept. of Health & Human Services	Head Start Program	100%:0%	93.600						2,240,853.00	7/01/08-6/30/09			475,675.19	26,207.33	476,266.27	1,765,177.81	7/01/08-6/30/09	21.08.3201/3	652,345.61	16,718.53	492,695.07
U.S. Dept. of Health & Human Services	Improv the Hth, Ed, & Well-Being of Young People Thru Coord Sch Hth	100%:0%	93.938	52,506	3/01/06 - 02/28/07	51,968	0	90,933	107,403.00	3/01/06 - 02/28/07			20,030.64	36,276.84	15,506.86	87,372.36	3/01/06 - 02/28/07	21.06.0048		36,276.84	-
U.S. Dept. of Health & Human Services	Improv the Hth, Ed, & Well-Being of Young People Thru Coord Sch Hth	100%:0%	93.938	153,300	3/01/07 - 02/28/08	92,837	36,116	43,400	60,462.64	3/01/07 - 02/28/08			46,619.13	-	94,440.37	13,843.51	3/01/07 - 02/28/08	21.07.0048			-
U.S. Dept. of Health & Human Services	Improv the Hth, Ed, & Well-Being of Young People Thru Coord Sch Hth	100%:0%	93.938						101,800.00	3/01/08 - 02/28/09			23,219.98	-	21,604.34	78,580.02	3/01/08 - 02/28/09	21.08.0048	28,124.70	-	-
Pacific Resources for Education & Learning	Pacific Vocational Education Improvement Project	100%:0%	84.048B	358,628	10/01/05 - 09/30/07	221,836	50,801	200,702	136,791.78	10/01/05 - 09/30/07			135,255.04	934.31		1,536.74	10/01/05 - 09/30/07	21.06.9604	614.31	320.00	
Pacific Resources for Education & Learning	Pacific Vocational Education Improvement Project	100%:0%	84.048B						358,307.00	10/01/07-08/30/07			3,809.92	594.90	89,577.00	354,497.08	10/01/07-09/30/07	21.07.9604	16,606.90	-	-
Corporation for National & Community Service	Learn & Serve America Grant	100%:0%	94.004	99,823	11/21/05 - 11/20/06	71,953	2,186	65,216	27,670.28	11/21/05 - 11/20/06			8,779.98				11/21/05 - 11/20/06	21.06.3500			-
				47,566,429		38,281,358	4,507,692	34,389,448	58,894,734.08				44,877,178.83	2,459,537.14	48,756,248.31	59,568,471.93		11,568,568.53	6,485,886.67	7,672,964.41	



**NON-APPROPRIATED FUNDS**

---

*MS*  
Nerissa Bretania-Shafer, Ph.D.  
Superintendent, GPSS  
*gm*  
Date *2/10/09*

Financial Statements Attached?  YES  NO

**Required Attachments:**  
FOR "SPECIAL FUNDS", "NON-APPROPRIATED FUNDS" AND "OTHER SOURCES OF FUNDING",  
**Note:** List each fund source individually and if a column is not applicable, indicate "n/a".

Fund Name	No. of FTEs	Special Funds						Non-Appropriated Funds						Other Sources of Funding					
		FY2007 YTD Revenues	FY2007 YTD Expnd/Enc.	FY2008 YTD Revenues	FY2008 YTD Expnd/Enc.	FY2009 YTD Revenues	FY2009 YTD Expnd/Enc.	FY2007 YTD Revenues	FY2007 YTD Exp/Enc.	FY2008 YTD Revenues	FY2008 YTD Exp/Enc.	FY2009 YTD Revenues	FY2009 YTD Exp/Enc.	FY2007 YTD Revenues	FY2007 YTD Expnd/Enc.	FY2008 YTD Revenues	FY2008 YTD Exp/Enc.	FY2009 YTD Revenues	FY2009 YTD Exp/Enc.
General Fund				1,200,000	2,213,362		146,029												
General Fund							698,253												
Commodities for CNP		1,900,000			1,059,898	1,900,000	900,000												
TEFF General Fund							29,352												
TEFF Supplemental							8,261												
Interscholastic Sports Program	0	0					0												
Interscholastic Sports Program	0		450		450		450												
Interscholastic Sports Program	0		92,680				0												
Interscholastic Sports Program	0				146,897		10,746												
Interscholastic Sports Program						127,313	7,849												
							0												
Health/Physical Activities	0				0		0												
Health/Physical Activities	0		63,000		35,703		0												
Health/Physical Activities	0		6,258				0												
Health/Physical Activities	0			227,291	61,421		38,468												
Health/Physical Activities						81,101	229,908												
							0												
Library Media Funds	0		32,284		350		350												
Library Media Funds	0		400,421	5,598	406,174		154,526												
Library Resource Funds	0	527,035	6,125	106,468	330,405		221,535												
Library Resource Funds	0			110,875	0	718,668	2,554												
							0												
GF Restricted Air Con					1,220,960		207,616												
GF Air Con Repair					392,450		7,091												
							0												
ADA Repair					3,192		0												
							0												
Suruhanu Office							24,789												
							0												
Salappe' Principat	0		1,967		9,176		2,040												
Salappe' Principat	0	277,500	555,000		214,186		5,128												
							0												
							0												
Textbooks	0		24,651		22,176		0												
Textbooks	0		399,423		147,229		2,706												
Textbooks							0												
Textbooks							11,763												
Textbooks						2,900,000	5,786,931												
							0												

201-2 A

Fund Name	No. of FTEs	Special Funds				Non-Appropriated Funds						Other Sources of Funding							
		FY2007 YTD Revenues	FY2007 YTD Expnd/Enc.	FY2008 YTD Revenues	FY2008 YTD Expnd/Enc.	FY2009 YTD Revenues	FY2009 YTD Expnd/Enc.	FY2007 YTD Revenues	FY2007 YTD Exp./Enc.	FY2008 YTD Revenues	FY2008 YTD Exp./Enc.	FY2009 YTD Revenues	FY2009 YTD Exp./Enc.	FY2007 YTD Revenues	FY2007 YTD Expend/Enc.	FY2008 YTD Revenues	FY2008 YTD Exp./Enc.	FY2009 YTD Revenues	FY2009 YTD Exp./Enc.
Teacher Certification Fees													23,943						
Teacher Certification Fees								26,017	1,816	5,006	4,106		20,100						
Teacher Certification Fees							0			13,961	8,346		12,345						
Miscellaneous Collections								20,406	3,596										
Miscellaneous Collections											4,184	130							
Miscellaneous Collections												521							
School Lunch Collection								822,456	672,142	588,462	228,906	10,888	72,750						
School Lunch Collection												297,011	613,049						
Lost & Damaged Textbooks																			
Lost & Damaged Textbooks								167		9,853		167							
Lost & Damaged Textbooks								1,690											
Lost & Damaged Textbooks												1,128							
Klitzkie Library Fund														34,133			8,376		2,044
<b>TOTAL</b>		0	0	1,650,232	6,347,131	5,727,082	8,496,342	870,736	677,554	617,281	245,542	309,845	742,186	0	34,133	0	8,376	0	2,044

6/11/11  
 11.11.11  
 11.11.11

**STATEMENT OF EXPENDITURES**

---

FA 2-10-09

Funding Source	Obj Class	Fund	Amount	Certified Teacher (A)	Certified Professional administrators (B)	Certified Guidance Counselors (C)	Certified School Health Counselors (D)	Certified Allied Health Prof. (E)	FTE SALARIES AND BENEFITS	Air Conditioned Or Properly Ventilated Classrooms (F)	Potable Water for Drinking and Washing (G)	Reliable Supply of Electricity (H)	Proper Sanitation (clean restrooms, dining areas & classrooms) (I)	Adopted and Required Textbooks (J)	Libraries Operated by Certified Librarians (K)	Healthful Safe, Sanitary Learning Environment (L)	180 Instructional Days (M)	Regular, Timely School Bus (N)	Maintenance (O)	GRAND TOTAL
Local																				
	Payroll		12,530,874.35	9,139,925.29	967,890.97	-	158,702.48	919,894.74	-	-	-	-	-	-	-	-	827,263.66	25,563.82	491,633.39	12,530,874.35
	Operations		1,693,755.48	-	-	-	-	-	-	264,498.75	66,728.55	1,281,697.50	114,031.84	9,530.87	14,293.86	117,760.40	(174,786.29)	-	-	1,693,755.48
	Total Local		14,224,629.83	9,139,925.29	967,890.97	-	158,702.48	919,894.74	-	264,498.75	66,728.55	1,281,697.50	114,031.84	9,530.87	14,293.86	117,760.40	652,477.37	25,563.82	491,633.39	14,224,629.83
Federal																				
	Payroll		1,979,311.34	656,146.21	22,253.75	282,759.16	-	257,364.07	-	-	-	-	-	-	-	-	696,582.12	61,317.25	2,888.78	1,979,311.34
	Operations		715,447.80	-	-	-	-	-	-	-	-	-	-	-	-	-	715,447.80	-	-	715,447.80
	Total Federal		2,694,759.14	656,146.21	22,253.75	282,759.16	-	257,364.07	-	-	-	-	-	-	-	-	1,412,029.92	61,317.25	2,888.78	2,694,759.14
	Total Overall		16,919,388.97	9,796,071.50	990,144.72	282,759.16	158,702.48	#####	-	264,498.75	66,728.55	1,281,697.50	114,031.84	9,530.87	14,293.86	117,760.40	2,064,507.29	86,881.07	494,522.17	16,919,388.97